



PROHIBIDO copiar, duplicar
o distribuir este patrón.



Neceser porta
toallitas y pañales



- Imprimir en hojas tamaño DIN A4. Recortar por las líneas marcadas y juntar según números y colores.
- Imprimir a escala 100%.
- Medir el cuadrado TEST para comprobar que la escala del dibujo se ha impreso correctamente

www.youtube.com/naisterdiy

www.naisterdiy.es

cortar 1 tela



www.naisterdiy.es

Recortar 4
- 2 tela ext
- 2 forro

1



www.naisterdiy.es



Pieza 9m



Recortar 4



ela ext.




4 piezas:

superior




TEST
4X4CM



www.naisterdiy.es






ronde



www.naisterdiy.es



4 piezas:



1



2

3

Recortar 4 piezas:

2 tela ext.

2 forro

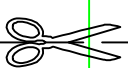

tela ext.



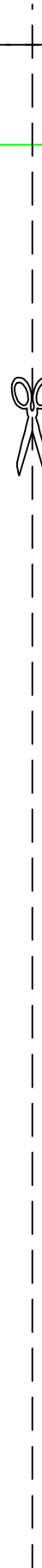
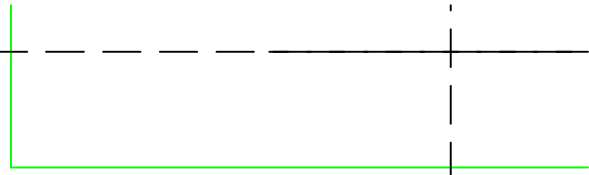
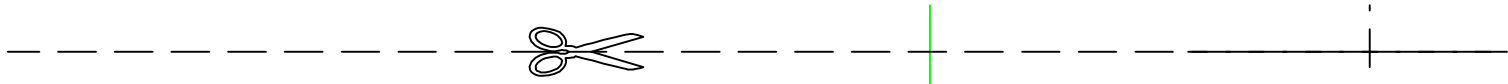
www.naisterdiy.es

www.naisterdiy.es

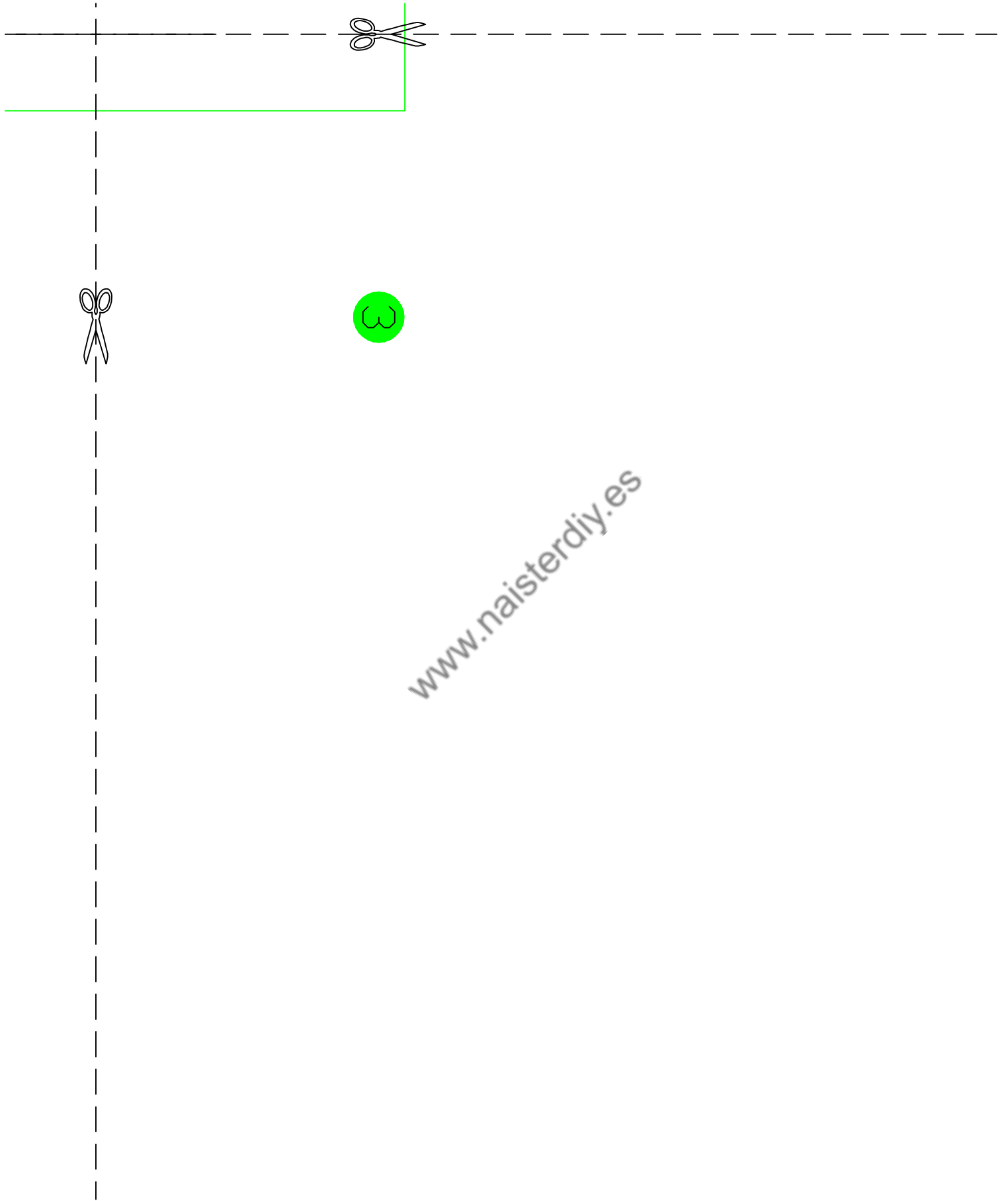
Pieza pequeña



cutar 1 tela ex



www.naisterdiy.es



www.naisterdiy.es